




# Urbanize

Porcelain Tile



7 Colors | 2 Options | 3 Sizes | 5/16" Thickness

 2" x 9" (All Options)  
 4 1/2" x 9" (Select Options)
  4 1/2" x 4 1/2" (Select Options)

1301\_1021 Featured: Urbanize Coal & Gleam Coal

Details	Test	Method	Results	Packing	Pcs/Box	SF/Box	Lbs/Box
2" x 9"   All Options	Water Absorption	10545-3	≤ 0.5%	2 x 9	38pc	5.38 SF	23.02 Lbs
4 1/2" x 9"   White, Pearl, Grey, Coal, Sand, Rose, Blue	Modulus of Rupture	10545-4	≥ 35 N/mm <sup>2</sup>	4 1/2 x 9	19pc	5.49 SF	19.84 Lbs
4 1/2" x 4 1/2"   White, Gleam White, Pearl, Gleam Pearl, Grey, Gleam Grey, Coal, Coal Gleam, Gleam Sand, Gleam Rose, & Gleam Blue	Chemical Resistance	10545-13	GA	4 1/2 x 4 1/2	38pc	5.38 SF	19.40 Lbs
	Stain Resistance	10545-14	Class 5				
	DCOF	ANSI A137.1	0.42				

## Color Options

## Symbols

STANDARD



GLEAM

