


Phoenix

Ceramic Tile




2 Colors | 20 Patterns | 1 Size | 3/16" Thickness

6" x 6"


1390_1021 Featured: Phoenix Pattern Mix

Details	Test	Method	Results	Packing	Pcs/Box	SF/Box	Lbs/Box
Available in 20 Patterns (See Page 2)	Water Absorption	ISO 10545-3	< 18%	6 x 6	44pc	10.76 SF	19.93 Lbs
	Modulus of Rupture	ISO 10545-4	>16 N/mm ²				
	Bending Strength	ISO 10545-4	>600 N				
	Frost Resistance	ISO 10545-12	Pass				
	Chemical Resistance	ISO 10545-13	GA				
	Stain Resistance	ISO 10545-14	Class 5				

Color Options



Base Black



Base White


Symbols

W Wall Tile	Matte
R Residential	WB White Body
C Commercial	v3 Shade Variation

Phoenix Patterns (continued)




Pattern Options




01



02




03




04




05




06



07




08




09




10




11




12




13




14




15



16



17



18



19



20