


Panama

Porcelain Tile




3 Colors | 2 Sizes | 3/8" Thickness

 12" x 24"

 48" x 48"

Panama - Black

 Stocked In The USA



Mosaic & Trim Sizes Below


Details	Test	Method	Results	Packing	Pcs/Box	SF/Box	Lbs/Box
12" x 24" (3/8" Thickness)	Water Absorption	ANSI / ISO	< 0.5%	12 x 24	8pc	15.71 SF	70.99 Lbs
48" x 48" (3/8" Thickness)	Breaking Strength	ANSI / ISO	≥250, >1500	48 x 48	2pc	30.88 SF	148.59 Lbs
	Surface Abrasion	ANSI / ISO	Class 4				
12" x 12" (3/8" Thickness) Mosaic	Scratch Hardness	ANSI / ISO	7 Mohs	12 x 12	10pc	9.56 SF	35.00 Lbs
Trim 3" x 12" (3/8" Thickness) Bullnose	Chemical Resistance	ANSI / ISO	Class A	3 x 12	15pc	N/A	33.00 Lbs
	Stain Resistance	ANSI / ISO	Class A/5				
	DCOF (WET)	ANSI / ISO	Matte ≥ 0.42 Matte R (-)				

Color Options


Symbols



Black



Gray



Beige



Floor & Wall



Matte



Residential



Color Body



Commercial



Shade Variation